



Come frizionare le mani con la soluzione alcolica?

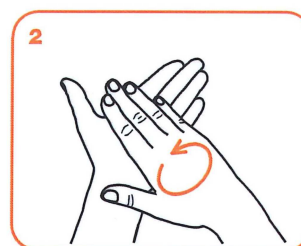
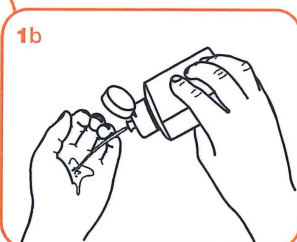
**USA LA SOLUZIONE ALCOLICA PER L'IGIENE DELLE MANI!
LAVALE CON ACQUA E SAPONE SOLTANTO SE VISIBILMENTE SPORCHE!**



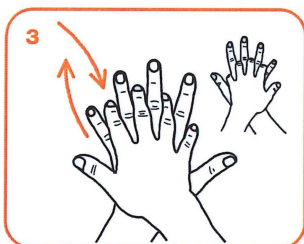
Durata dell'intera procedura: **20-30 secondi**



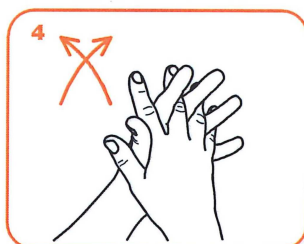
Versare nel palmo della mano una quantità di soluzione sufficiente per coprire tutta la superficie delle mani.



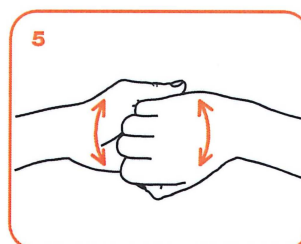
frizionare le mani palmo contro palmo



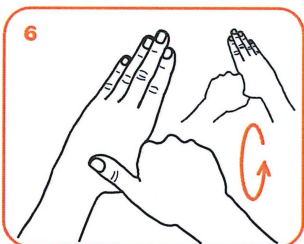
il palmo destro sopra il dorso sinistro intrecciando le dita tra loro e viceversa



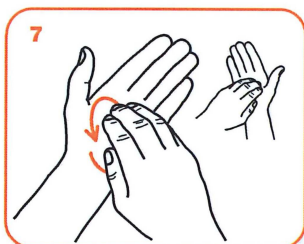
palmo contro palmo intrecciando le dita tra loro



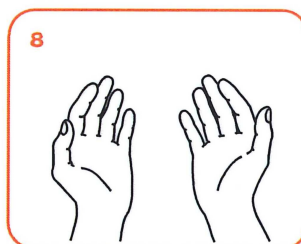
dorso delle dita contro il palmo opposto tenendo le dita strette tra loro



frizione rotazionale del pollice sinistro stretto nel palmo destro e viceversa



frizione rotazionale, in avanti ed indietro con le dita della mano destra strette tra loro nel palmo sinistro e viceversa



...una volta asciutte, le tue mani sono sicure.

WORLD ALLIANCE
for PATIENT SAFETY

WHO acknowledges the Hôpitaux Universitaires de Genève (HUG), in particular the members of the Infection Control Programme, for their active participation in developing this material.

October 2006, version 1.



All reasonable precautions have been taken by the World Health Organization to verify the information contained in this document. However, the published material is being distributed without warranty of any kind, either expressed or implied. The responsibility for the interpretation and use of the material lies with the reader. In no event shall the World Health Organization be liable for damages arising from its use.